























THE TOP 60 SMAs: MID-CAP GROWTH

SMA	TOTAL SCORE	SMA ASSETS UNDER MGT. (MILLIONS)	MINIMUM INVESTMENT	LATEST GROSS RETURN (3-MONTHS ROLLING) %	DATE OF LATEST GROSS RETURN	MORNINGSTAR FLEXIBILITY MEASURE	COMPLIANCE
1 Lateef Mgt Non-Taxable All-Cap Gr Eq	 8.8	\$2,453	\$1,000,000	6.63	3/31/06	Medium Flex	AIMR PPS
2 Northwest Inv Counselors Sm Co	 7.5	\$12	\$500,000	7.62	3/31/06	High Flex	AIMR PPS
3 Avenir Value Core Equity	 7.4	\$920	\$500,000	4.62	3/31/06	NA	Neither
4 Munder Capital Mgt Md-Cap Core Gr	 7.1	\$2,872	NA	11.44	3/31/06	Medium Flex	CFA GIPS
5 Rainier Inv Mgt Small/Mid Cap Eq	 7.1	\$4,756	\$15,000,000	6.97	4/30/06	NA	CFA GIPS
6 Baron Small to Mid-Cap Equity	 5.7	\$22	\$5,000,000	1.88	5/31/06	High Flex	AIMR PPS
7 Voyageur Asset Mgt Md-Cap Gr	 5.7	\$992	NA	9.25	3/31/06	NA	CFA GIPS
8 Rutherford Inv Mgt Multi-Cap Gr	 5.5	\$20	\$1,000,000	7.57	3/31/06	Low Flex	CFA GIPS
9 Leuthold Weeden Select Indus Portfolio	 5.5	NA	NA	0.09	5/31/06	NA	AIMR PPS
10 Cloud, Neff Mgt C-N Russ Midcap Gr SWI	 5.4	NA	NA	3.12	4/30/06	NA	AIMR PPS
11 MDT Mid Cap Growth	 5.3	\$1	\$100,000	5.29	3/31/06	NA	AIMR PPS
12 Emerald Capital Multi-Cap Growth & Value	 5.0	\$12	\$100,000	3.48	3/31/06	High Flex	AIMR PPS
13 Cloud, Neff Mgt Russ Md-Cap Gr EWI CF	 5.0	NA	NA	3.85	4/30/06	NA	AIMR PPS
14 Baron Small Cap Equity	 4.8	\$6,951	\$5,000,000	1.7	5/31/06	High Flex	AIMR PPS
15 Calamos Growth Program	 4.8	\$26,027	NA	6.21	3/31/06	Medium Flex	AIMR PPS
16 Riverbridge All Cap Gr	 4.7	NA	\$250,000	6.03	3/31/06	High Flex	AIMR PPS
17 Eagle Asset Mgt Sm Md-Cap Core Retail	 4.7	\$1,472	\$100,000	0.7	5/31/06	Medium Flex	AIMR PPS
18 VMF Capital Mid-Cap Equity	 4.7	\$37	\$100,000	7.95	3/31/06	NA	AIMR PPS
19 MKG SMID Growth	 4.6	\$55	NA	10.13	4/30/06	NA	Neither
20 Frontier Capital Mgt Frontier Res Portf	 4.3	\$23	\$5,000,000	10.01	3/31/06	NA	AIMR PPS
21 Goldman Sachs Asset Mgt Md-Cap Gr MA	 4.2	NA	NA	6.91	3/31/06	NA	CFA GIPS
22 Mitchell MCM Growth Equity	 4.2	NA	\$500,000	8.88	3/31/06	NA	CFA GIPS
23 Wayne Hummer Mid-Cap Eq	 4.1	\$23	\$100,000	4.14	3/31/06	High Flex	Neither
24 Denver Inv Concentrated Gr Investing	 4.1	\$18	\$2,500	2.37	5/31/06	NA	CFA GIPS
25 Messner & Smith Balanced	 4.0	\$68	\$1,000,000	1.04	5/31/06	Low Flex	CFA GIPS
26 Optimum Inv Md Cap Core Eq	 3.9	\$908	\$5,000,000	6.43	3/31/06	High Flex	CFA GIPS
27 Credit Suisse Asset Mgt Md-Cap Gr	 3.8	\$357	\$10,000,000	6.33	3/31/06	NA	AIMR PPS
28 Insight Capital Res & Mgt All-Cap Gr	 3.7	\$80	\$100,000	20.03	3/31/06	NA	AIMR PPS
29 Munder Capital Mgt Internet-Related Gr	 3.6	\$869	\$500,000	4.54	3/31/06	NA	CFA GIPS
30 Nicollet Inv Mgt Opp Gr Mid/Small Cap	 3.6	NA	\$250,000	11.91	3/31/06	NA	AIMR PPS

SOURCE: MORNINGSTAR

MORNINGSTAR MAKES EVERY EFFORT TO ENSURE ACCURACY OF THIS DATA BUT CANNOT GUARANTEE COMPLETENESS AND ACCURACY.

THE TOP 60 SMAs: MID-CAP GROWTH, CONTINUED

SMA	TOTAL SCORE	SMA ASSETS UNDER MGT. (MILLIONS)	MINIMUM INVESTMENT	LATEST GROSS RETURN (3-MONTHS ROLLING) %	DATE OF LATEST GROSS RETURN	MORNINGSTAR FLEXIBILITY MEASURE	COMPLIANCE
31 J. & W. Seligman Sm Mid Blend	3.6	\$440	\$20,000,000	14.72	3/31/06	NA	AIMR PPS
32 Bryce Capital Growth Composite	3.5	\$30	\$250,000	0.56	4/30/06	NA	CFA GIPS
33 J. & W. Seligman Md-Cap Gr	3.5	\$810	\$20,000,000	6.66	3/31/06	NA	AIMR PPS
34 Insight Capital Res & Mgt Md-Cap Gr	3.5	\$244	\$100,000	12.73	3/31/06	NA	AIMR PPS
35 Messner & Smith Mid Cap Value Equity	3.4	\$186	\$1,000,000	1.32	5/31/06	Low Flex	CFA GIPS
36 Evergreen Inv Mgt Md Cap Gr	3.4	\$729	NA	10.64	3/31/06	Low Flex	AIMR PPS
37 Sovereign Mid Cap Equity Non-Wrap	3.3	\$30	NA	-1.87	5/31/06	NA	AIMR PPS
38 Rushmore Inv Small/Mid Cap Eq	3.1	\$30	\$250,000	-2.79	5/31/06	High Flex	CFA GIPS
39 New Century Inv Mgt Agg Gr Prog	3.1	\$5	\$500,000	9.01	3/31/06	High Flex	CFA GIPS
40 Atlantic Capital Small/Mid-Cap Growth	3.0	\$59	\$100,000	0.96	5/31/06	NA	CFA GIPS
41 Bennett Lawrence Midcap Product	2.9	\$971	\$2,000,000	-1.52	5/31/06	NA	AIMR PPS
42 ForstmannLeff Md Cap Gr Eq Strat	2.8	\$533	NA	1.25	5/31/06	Low Flex	AIMR PPS
43 Green Inv Mgt Opp Sector	2.7	NA	\$20,000	8.6	3/31/06	NA	AIMR PPS
44 Foxhall Capital Mgt Md Cap Gr	2.7	NA	\$100,000	0.11	5/31/06	NA	AIMR PPS
45 Denver Inv Mid-Cap Growth Investing	2.5	\$1,895	NA	-1.93	5/31/06	NA	CFA GIPS
46 Piedra Capital Prudent Gr	2.4	\$501	\$250,000	-2.52	5/31/06	Low Flex	CFA GIPS
47 Navellier Md Cap Gr	2.3	\$868	\$100,000	-1.91	5/31/06	High Flex	CFA GIPS
48 Bennett Lawrence Growth Equity	2.2	\$635	\$1,000,000	-3.08	5/31/06	NA	AIMR PPS
49 Delaware Investments Md Cap Gr Eq (SMA)	2.1	NA	\$100,000	-4.66	5/31/06	Low Flex	AIMR PPS
50 Navellier All Cap Core	2.1	\$66	\$100,000	-1.46	5/31/06	Medium Flex	CFA GIPS
51 Viewpoint Inv Gr Eq Portfolio	2.1	NA	NA	-1.47	5/31/06	NA	Neither
52 Delaware Investments SmMid Cp Gr Eq (SMA)	2.1	NA	\$100,000	-6.05	5/31/06	Low Flex	AIMR PPS
53 Oberweis Asset Mgt Smid-Cap Gr	2.0	NA	\$1,000	-1.87	5/31/06	Medium Flex	AIMR PPS
54 Delaware Investments Sm Cap Gr Eq (SMA)	1.9	NA	\$100,000	-6.92	5/31/06	Low Flex	AIMR PPS
55 Foxhall Capital Mgt Lg Cap Gr	1.9	NA	\$100,000	-0.93	5/31/06	Medium Flex	AIMR PPS
56 Navellier Sm-to-Md Gr Wrap	1.8	\$843	\$100,000	-0.62	5/31/06	High Flex	CFA GIPS
57 Foxhall Capital Mgt Lg Cap Core Eq	1.8	NA	\$100,000	2.03	5/31/06	Medium Flex	AIMR PPS
58 Seneca Tx-Sens Earnings Driven Gr	1.5	\$15	\$3,000,000	3.64	4/30/06	Medium Flex	AIMR PPS
59 Navellier Sm-to-Md Gr	1.4	\$843	\$100,000	-0.27	5/31/06	High Flex	CFA GIPS
60 Navellier Top 20	1.4	\$12	\$100,000	1.89	5/31/06	High Flex	CFA GIPS

SOURCE: MORNINGSTAR

MORNINGSTAR MAKES EVERY EFFORT TO ENSURE ACCURACY OF THIS DATA BUT CANNOT GUARANTEE COMPLETENESS AND ACCURACY.